


ALLPLAN BRIDGE

THE PROFESSIONAL BIM SOLUTION
FOR BRIDGE DESIGN





ALLPLAN BRIDGE RAISE YOUR LEVEL

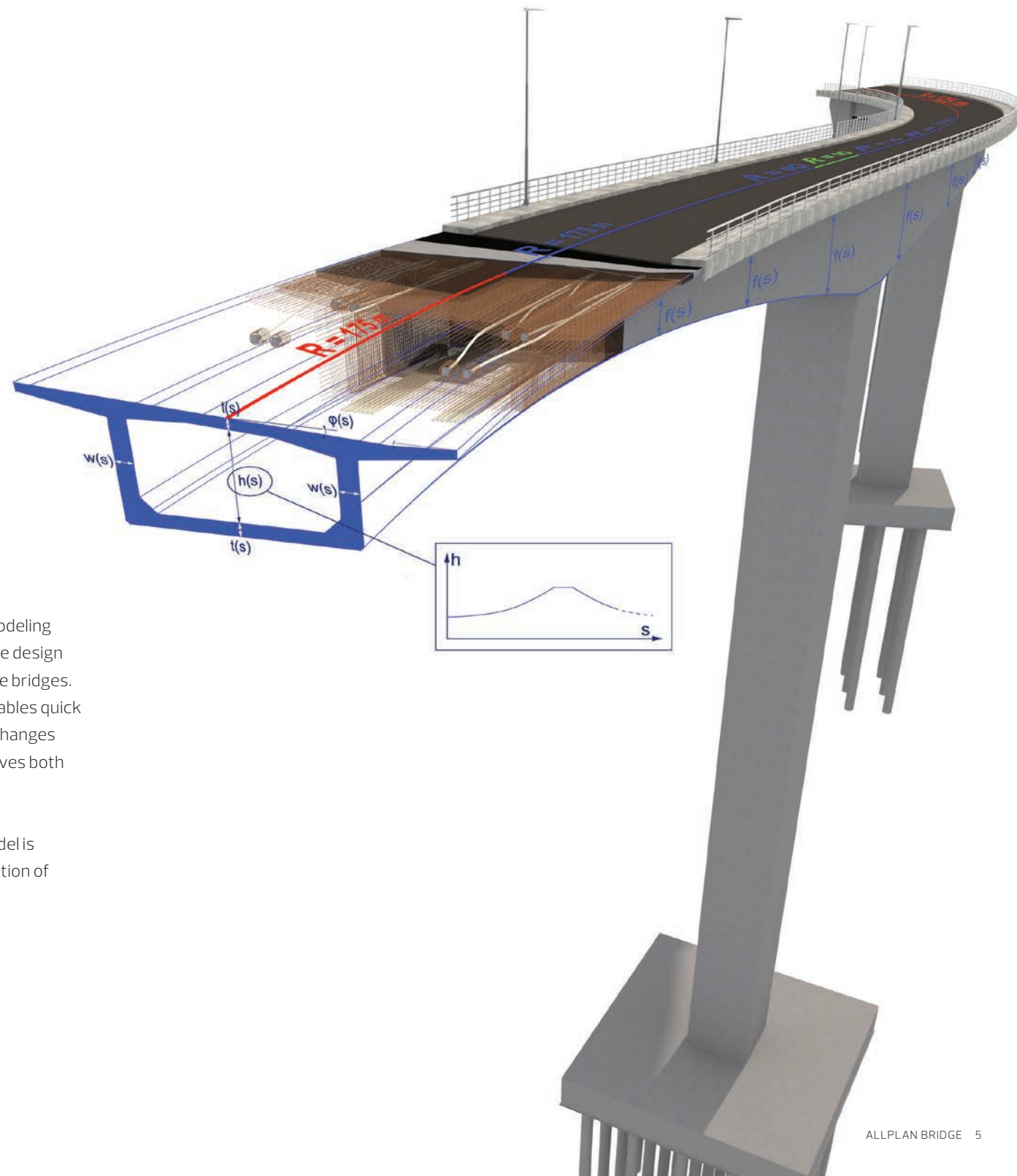
Allplan Bridge is a powerful solution for parametric modeling of bridges. The software supports all design phases, from concept to final design. The parametric 3D model offers an unprecedented level of user friendliness and flexibility, saving significant design time. Design your bridges more efficiently:

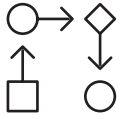
-
- > OPTIMAL WORK PROCESSES FOR BRIDGE DESIGN
 - > MAXIMUM FLEXIBILITY AND REDUCTION IN ERRORS DUE TO DESIGN CHANGE
 - > IMPROVED BIM WORKFLOWS
-

SOFTWARE BY EXPERTS FOR EXPERTS

Allplan Bridge is a powerful parametric 3D modeling solution to assist the bridge engineer with the design of bridges, especially concrete and composite bridges. The Unique parametric model description enables quick and efficient management of the inevitable changes that occur during the design process. This saves both time and money.

Once the design is completed, the bridge model is transferred in Allplan Engineering for completion of pre-stressing and reinforcement drawings.





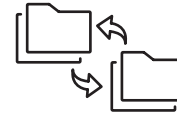
OPTIMAL WORK PROCESSES FOR BRIDGE DESIGN

Allplan Bridge has been developed by recognized bridge experts and to the requirements of bridge engineers. The 3D parametric model description considers the road layout, bridge alignment and required cross-sections, making model configuration quick and efficient. Complex geometries including double curved alignment and variable cross-sections can be created easily with the help of alphanumeric entries and formulas. For example, the user only needs to define a typical cross-section and Allplan Bridge will accurately calculate all cross section variants in accordance with the defined tables and formulas.




MAXIMUM FLEXIBILITY DUE TO DESIGN CHANGE

Allplan Bridge helps you to manage the inevitable changes that occur during the design process. The parametric model description is an ideal basis for adapting design changes. The modifications are incorporated only at their origin and all other linked members are automatically updated. For example, if the road axis changes, the complete bridge geometry will be adjusted. If only a certain structural member is modified all directly linked elements will be recalculated.



IMPROVED BIM WORKFLOWS

Integrating road data for road and bridge alignment is easily achieved via ALLPLAN's open BIM platform Allplan Bimplus. The bridge engineer must only take over the road data and can immediately start with the bridge design. To assist the engineer even further, the bridge model can easily be transferred to analysis software for structural calculations. Once the design is completed, the parametric model can be transferred in Allplan Engineering for completion of pre-stressing and reinforcement drawings.



ABOUT THE COMPANY

ALLPLAN is a global developer of open solutions for Building Information Modeling (BIM). For more than 50 years ALLPLAN has pioneered the digitalization of the construction industry. Always focused on our clients we provide innovative tools to design and construct projects – inspiring users to realise their visions.

Headquartered in Munich, Germany, ALLPLAN is part of the Nemetschek Group. Around the world over 400 dedicated employees continue to write the ALLPLAN success story.

ALLPLAN IS A MEMBER OF:



More information:
allplan.com/bridge

ALLPLAN Inc.
10 N. High Street, Suite 110
West Chester, PA 19380
Phone + 1 (610) 429 9800
sales.us@allplan.com
allplan.com

ALLPLAN
A NEMETSCHKE COMPANY