


ALLPLAN ENGINEERING BUILDING

THE ULTIMATE BIM SOLUTION
FOR STRUCTURAL ENGINEERS



ALLPLAN ENGINEERING BUILDING RAISE YOUR LEVEL

Allplan Engineering Building is the ultimate BIM solution for structural engineers designing buildings from concept to final design. Engineers can create models quickly, detail concrete reinforcement efficiently and generate quality-working drawings in one solution. Increase your productivity:

-
- > EFFICIENTLY AND ACCURATELY MODEL AND REINFORCE BUILDING STRUCTURES
 - > UP-TO-DATE DOCUMENTS AND PROFESSIONAL VISUALIZATIONS
 - > PRECISE MATERIALS TAKE OFF FOR ACCURATE COSTING
-

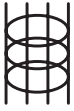
THE COMPLETE BIM SOLUTION FOR STRUCTURAL ENGINEERING

Allplan Engineering Building is a powerful BIM tool that is optimized to the work processes of structural engineers and detailers in building construction. With a direct connection to the cloud-based BIM platform Allplan Bimplus, Allplan Engineering Building is a complete BIM solution.

The software helps you to reduce planning, design and construction times and supports compliance with cost frameworks. The starting point is a digital model from which general arrangement and reinforcement drawings are generated with sections, elevations and visualizations as well as quantity take-offs and bending schedules. The model can also serve as the basis for structural calculations.

Allplan Engineering Building simplifies and accelerates planning, design and construction, reduces sources of errors and leads to a better common understanding of all those involved in building projects.



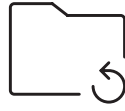


EFFICIENT REINFORCEMENT MODELING WITH HIGH PRECISION

With the integration of the world-leading Parasolid® modeling kernel from Siemens PLM Software, Allplan Engineering Building offers optimum performance and extensive design freedom to create precise amorphous forms. You can also easily create your own parametric objects from predefined building sets.

Reinforcement detailing with Allplan Engineering Building is completed efficiently to deliver the full repertoire of reinforcement drawings; bars, standard and custom meshes as well as standard-compliant labelled schemes and clearly laid out bending schedules. Powerful freeform functions make it easy to reinforce even the most challenging models.

BE MORE FLEXIBLE AND REDUCE DETAILING TIME

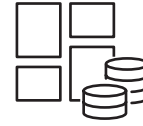


UP-TO-DATE DOCUMENTS AND PROFESSIONAL VISUALIZATIONS

With Allplan Engineering Building you can quickly combine drawings, quantity and bending schedules, pictures and text for outstanding drawings and construction presentations. When you make changes at any appropriate position – whether in the model, a certain section or an elevation, all other drawings and reports associated are updated immediately.

With Allplan Engineering Building, you can create a realistic visualization from the building model in just a few seconds. You will have immediate visual understanding and are able to check various views, adjust camera settings and materials. You have the ability to create high-resolution physical renderings with the help of the extremely powerful integrated CINEMA 4D Render Engine CineRender.

GREATER PRECISION AND MORE CONVINCING PRESENTATIONS



PRECISE MATERIALS TAKE OFF FOR ACCURATE COSTING

Quantity take-off from the 3D model is comprehensive, with quantities of building components quickly and reliably established for cost determination. It includes calculation formulars and illustrating graphics. The determined surfaces and quantities can be printed as visually appealing reports, saved as PDF, Word or Excel files and forwarded to appropriate software for tendering purposes.

With the combination of Allplan Engineering and the BIM platform Allplan Bimplus, you can easily handle the exchange of thousands of pieces of information (e. g. costs) in BIM projects. You can use Allplan Bimplus to centrally define information and then use it in different systems and disciplines throughout the entire lifecycle of a building.

PLAN YOUR PROJECTS MORE EASILY AND WITH GREATER RELIABILITY



ABOUT THE COMPANY

ALLPLAN is a global developer of open solutions for Building Information Modeling (BIM). For more than 50 years ALLPLAN has pioneered the digitalization of the construction industry. Always focused on our clients we provide innovative tools to design and construct projects – inspiring users to realise their visions.

Headquartered in Munich, Germany, ALLPLAN is part of the Nemetschek Group. Around the world over 400 dedicated employees continue to write the ALLPLAN success story.

ALLPLAN IS A MEMBER OF:



More information:
allplan.com/engineering

ALLPLAN Inc.
10 N. High Street, Suite 110
West Chester, PA 19380
Phone + 1 (610) 429 9800
sales.us@allplan.com
allplan.com

ALLPLAN
A NEMETSCHKE COMPANY